

GOVERNMENT OF INDIA



# **ECONOMIC SURVEY**

**1970-71**

**Government of India**

**ECONOMIC SURVEY**

**1970-71**

*Price: Rs. 3 50 P. or 8 sh. 2 d. or \$ 1.26 cents.*

PRINTED BY THE GENERAL MANAGER, GOVERNMENT OF INDIA PRESS,  
NEW DELHI, AND PUBLISHED BY THE MANAGER OF PUBLICATIONS, DELHI, 1971

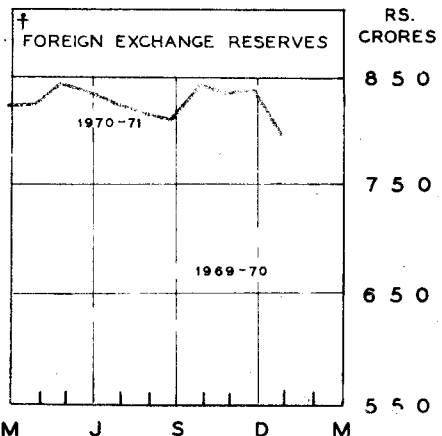
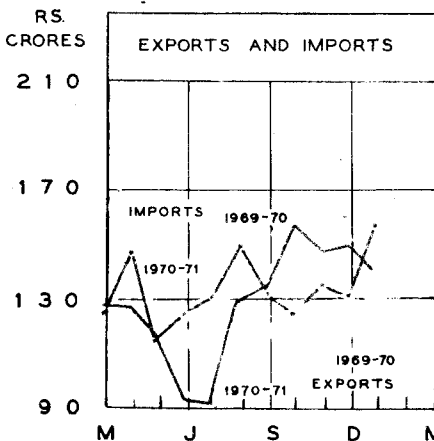
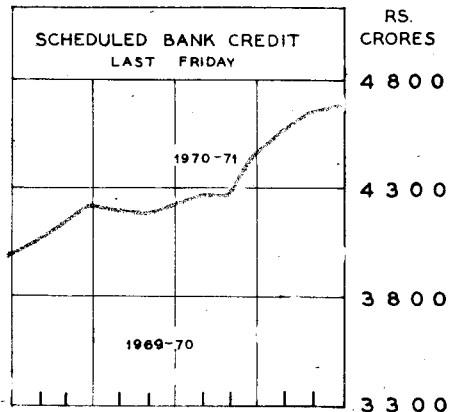
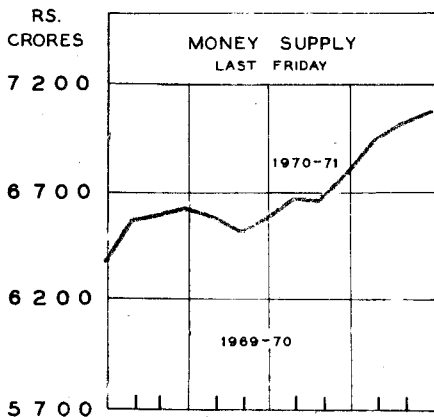
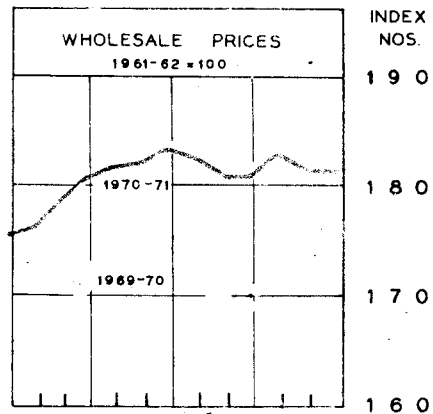
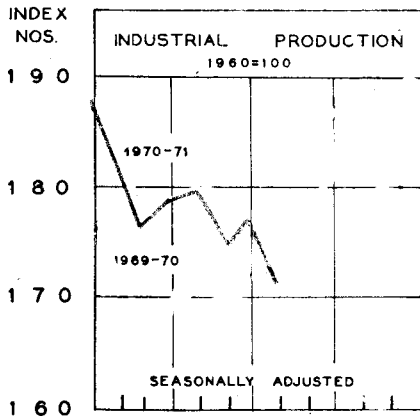
## LIST OF TABLES

		PAGE
I	Selected Economic Indicators . . . . .	3
II	Production of Foodgrains . . . . .	4
III	Production of Commercial Crops . . . . .	5
IV	Consumption of Chemical Fertilizers . . . . .	8
V	Public Distribution of Foodgrains . . . . .	9
VI	Profile of Growth in Industry . . . . .	13
VII	Consents for the Issue of Capital by the Controller of Capital Issues, and Capital Raised . . . . .	18
VIII	Expenditure and Current Revenues of Central and State Governments and Union Territories . . . . .	25
IX	Expenditure and Current Revenues of the Central Government . . . . .	27
X	Variations in Money Supply . . . . .	36
XI	Index Number of Wholesale Prices . . . . .	43
XII	Foreign Exchange Reserves . . . . .	49
XIII	India's Balance of Payments . . . . .	50
XIV	Imports : Broad Commodity Groups. . . . .	53
XV	Inflow of Foreign Assistance : Gross and Net . . . . .	61

## CONTENTS

	PAGE
I INTRODUCTION . . . . .	1
II AGRICULTURAL PRODUCTION . . . . .	4
III INDUSTRIAL PERFORMANCE . . . . .	13
IV FISCAL DEVELOPMENTS . . . . .	25
V MONETARY DEVELOPMENTS . . . . .	35
VI THE PRICE SITUATION . . . . .	43
VII BALANCE OF PAYMENTS AND FOREIGN AID . . . . .	49
VIII THE TASKS AHEAD . . . . .	64
APPENDIX—STATISTICAL TABLES . . . . .	73

# SELECTED ECONOMIC INDICATORS



† FROM JANUARY 1970 FIG. INCLUDES S.D.R.S.

MINISTRY OF FINANCE, ECONOMIC DIVISION.