



GOVERNMENT OF INDIA

ECONOMIC SURVEY

1977-78

Government of India

ECONOMIC SURVEY

1977-78

Price : Inland : Rs. 6.00
Foreign : £ 1.00 or \$ 2.50

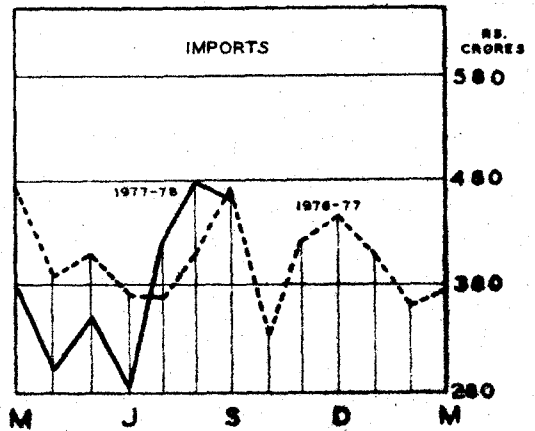
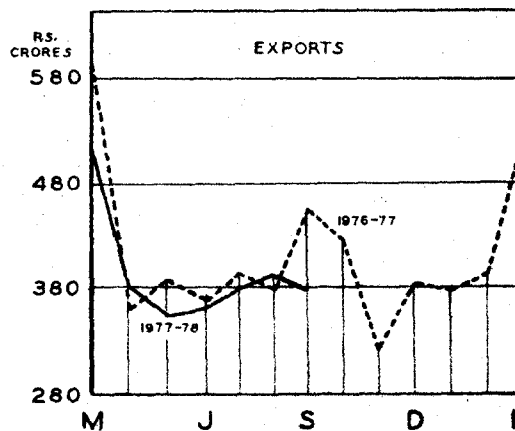
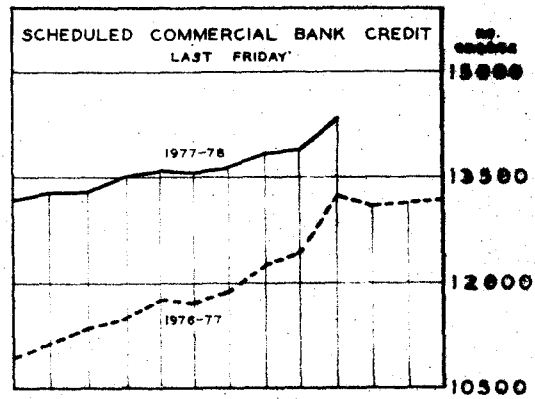
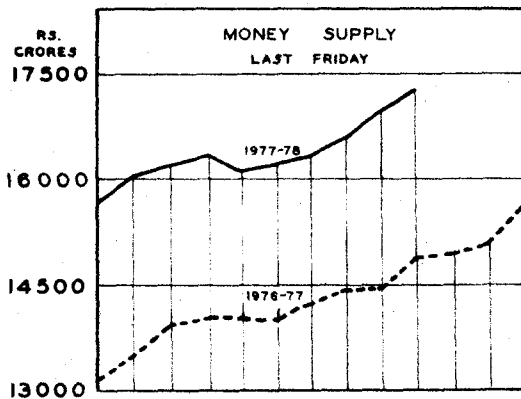
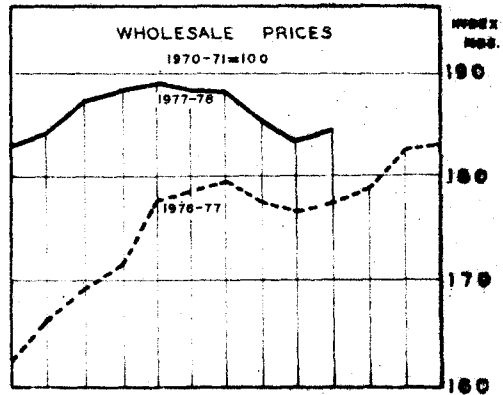
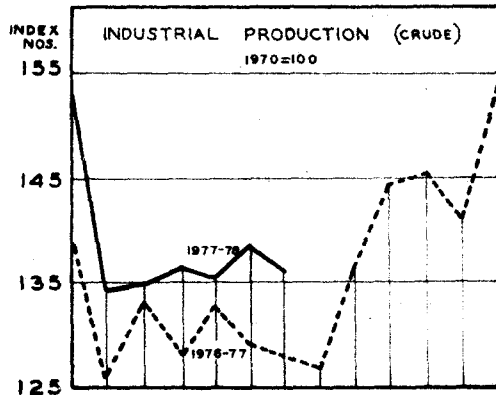
CONTENTS

CHAPTER	PAGE
1 ECONOMIC SITUATION IN 1977-78	1
2 AGRICULTURE	4
3 THE INDUSTRIAL SCENE	11
4 PRICES AND PRICE POLICY	18
5 GOVERNMENT FINANCES AND FISCAL POLICY	24
6 MONETARY AND CREDIT DEVELOPMENTS	32
7 FOREIGN TRADE AND BALANCE OF PAYMENTS	39
8 PROBLEMS AND PROSPECTS	47
 APPENDIX—STATISTICAL TABLES	 53

LIST OF TABLES

	PAGE
1.1 Selected Economic Indicators	1
2.1 Agricultural Production	4
3.1 Index of Industrial Production	11
4.1 Index Numbers of Wholesale Prices	19
5.1 Budgetary Transactions of the Central and State Governments	25
5.2 Capital Formation by the Central Government and its Financing	27
6.1 Analysis of Variations in Money Stock	32
6.2 Variations in Money Supply	33
6.3 Scheduled Commercial Banks : Variations in Selected Indicators	34
6.4 Sectoral Deployment of Gross Bank Credit	37
7.1 Movements in India's Foreign Exchange Reserves	39
7.2 Value of India's Imports by Major Commodity Groups	41
7.3 Value of India's Exports by Major Commodity Groups	43
7.4 Inflow of External Assistance : Gross and Net	46

SELECTED ECONOMIC INDICATORS



MINISTRY OF FINANCE, ECONOMIC DIVISION.