



ECONOMIC SURVEY

1981-82

GOVERNMENT OF INDIA

ERRATA

Page	Para/ item	Line/ Column	For	Read
12 (Table 3.2)	Thermal	Full year	+8.3	+8.7
12 (Table 3.2)	Total	Full year	+5.7	+5.9
18 (Table 4.2)	27	11	-11.6	+11.6
23	4.39	11	of	and
23	4.41	5	to	tax
32	5.15	3	(M)	(M ₃)
32	5.31	31	22	20
44	7.4	2	increased by Rs. 1411 crores till January	for 1981-82 show a moderation in mone-
58	8.25	26	Shri	Sri
75	Column Heading	14	1980-81	1980-81*
77	B.(d)	12	13 6	1316
111	VII.1.	1	credit	credit ^a
117	1981-82 (upto Dec.)	14	3	191.3
128	3. Payments	9	58.6	758.6
137	20	19	32.8	332.8
137	21	19	9	71.9
143	1.(xi)(c)	13	59.9	52.9
147	1981-82*	3	205.7	305.7

Government of India

ECONOMIC SURVEY

1981-82

Price : Inland—Rs. 10.00
Foreign—£ 2.00 or \$ 4.00

PRINTED BY THE MANAGER, GOVT. OF INDIA PRESS, ROSS ROAD, NEW DELHI-110054
AND PUBLISHED BY THE CONTROLLER OF PUBLICATIONS, DELHI-110054 1962.

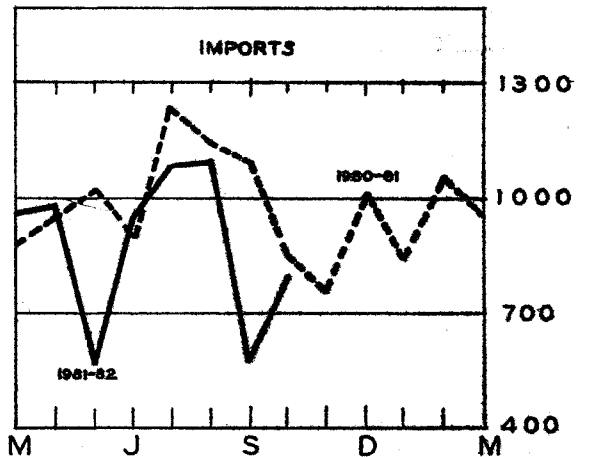
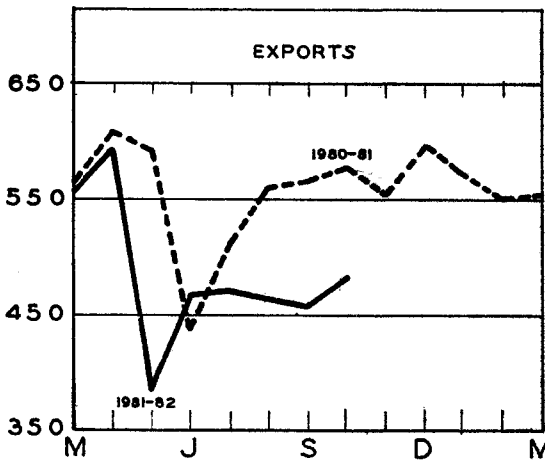
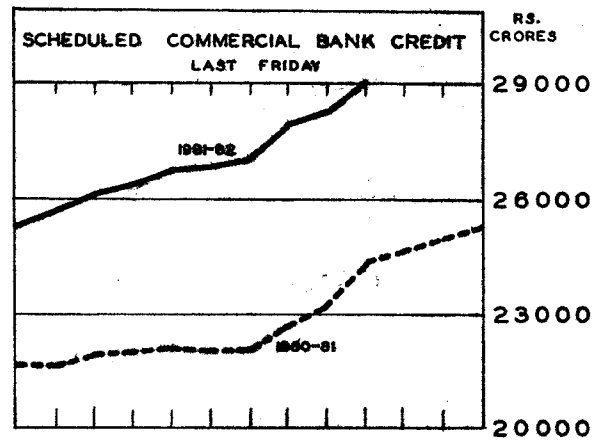
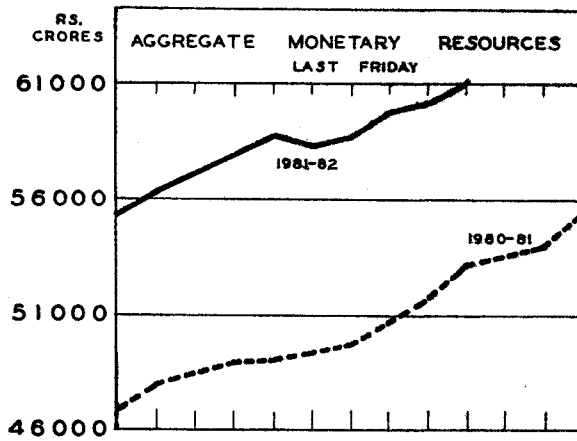
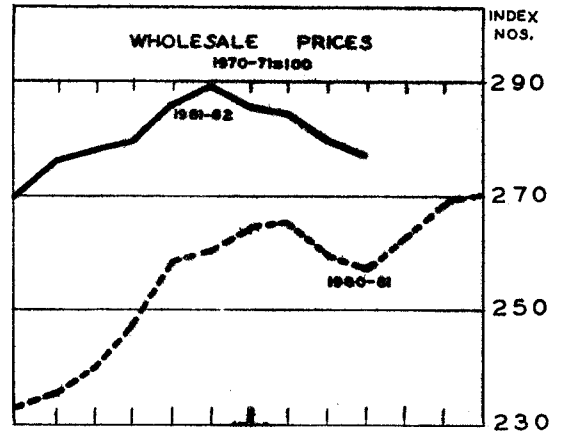
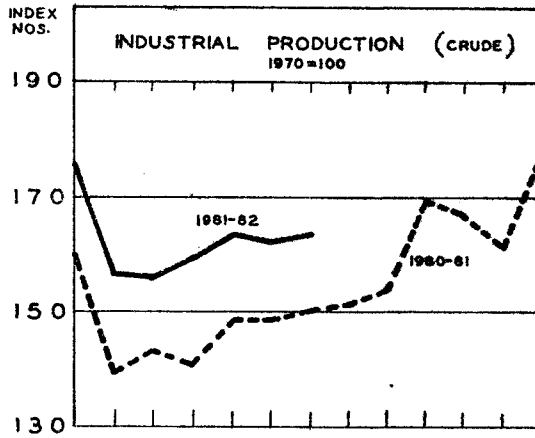
CONTENTS

CHAPTER	PAGE
1. ECONOMIC SITUATION IN 1981-82	1
2. AGRICULTURAL PRODUCTION	5
3. INFRASTRUCTURE	11
4. INDUSTRIAL PRODUCTION	16
5. PRICES AND PRICE POLICY	25
6. FISCAL POLICY AND GOVERNMENT BUDGET	36
7. MONETARY AND CREDIT DEVELOPMENTS	44
8. FOREIGN TRADE AND BALANCE OF PAYMENTS	53
THE TASKS AHEAD	63
APPENDIX—STATISTICAL TABLES	67

LIST OF TABLES

	[PAGE
1.1 Selected Economic Indicators	1
2.1 Agricultural Production	5
3.1 Coal Production	11
3.2 Recent Trends in Power Generation	12
3.3 Average Daily Loading of Coal in Four Wheeled Wagons	14
4.1 Percentage Change in Monthly Index of Industrial Production over the Corresponding Month of the Previous Year	17
4.2 Index of Industrial Production	18
4.3 Man-Days Lost Due to Strikes and Lock-outs	20
5.1 Index Numbers of Wholesale Prices	25
5.2 Monthly/Quarterly Rates of Inflation (Per cent)	26
5.3 Behaviour of Prices of certain commodities/groups	27
5.4 Variations in Consumer Price Index and Wholesale Price Index	29
5.5 Minimum Support/Procurement Prices of Agricultural Commodities	31
5.6 Procurement, Offtake and Stocks of Foodgrains during 1979-80 to 1981-82	34
6.1 Budgetary Transactions of the Central and State Governments	37
6.2 Capital Formation by the Central Government and its Financing	38
6.3 Additional Resource Mobilisation by the Centre during 1981-82	39
6.4 Five-Year Profile of Public Enterprises	41
7.1 Sources of Change in Reserve Money	44
7.2 Sources of Change in Money Stock	45
7.3 Scheduled Commercial Banks : Variations in Selected Indicators	47
7.4 Sectoral Deployment of Gross Bank Credit	49
8.1 India's Trade Balance	53
8.2 Movements in the RBI's Foreign Currency Assets	54
8.3 India's Imports by Major Commodity-Groups	55
8.4 India's Exports by Major Commodity-Groups	57
8.5 Inflow of External Assistance : Gross and Net	60

SELECTED ECONOMIC INDICATORS



MINISTRY OF FINANCE, ECONOMIC DIVISION.