

ECONOMIC SURVEY

1990-91



GOVERNMENT OF INDIA

ECONOMIC SURVEY

1990-91

GOVERNMENT OF INDIA

MINISTRY OF FINANCE

(ECONOMIC DIVISION)

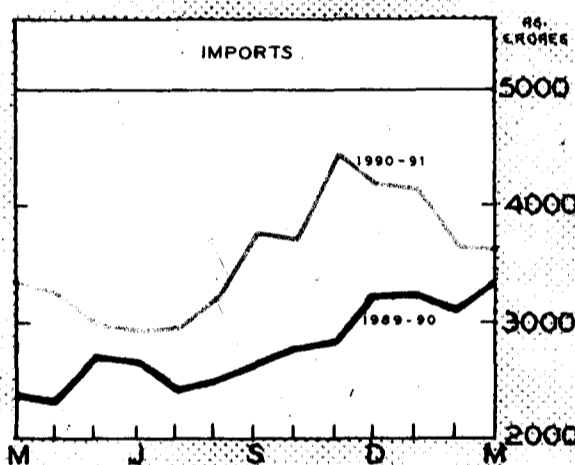
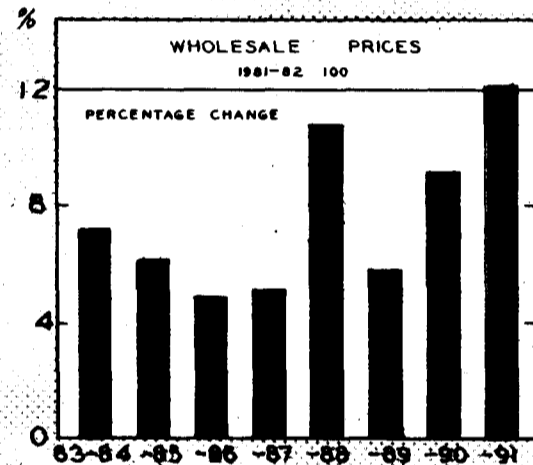
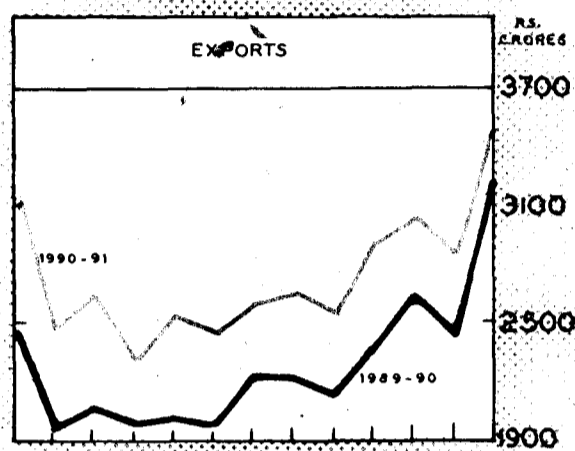
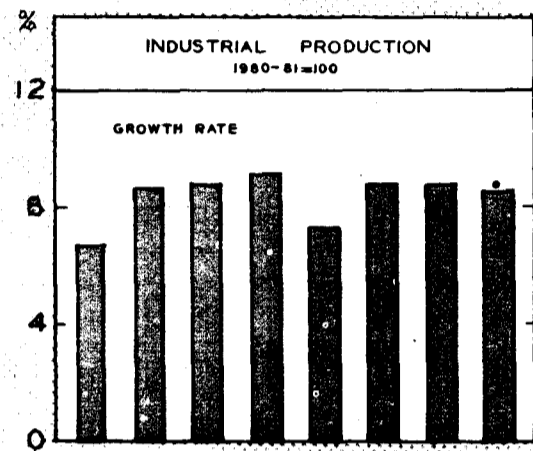
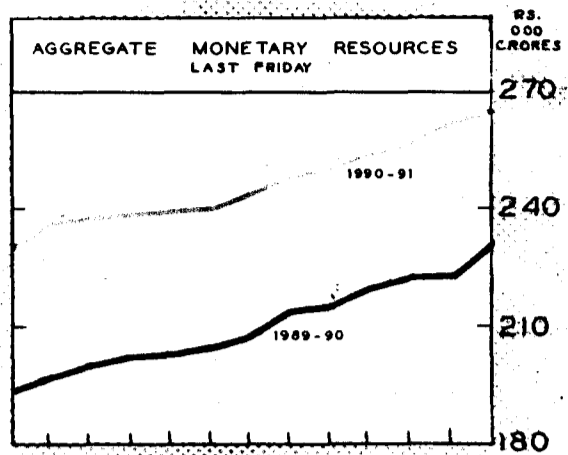
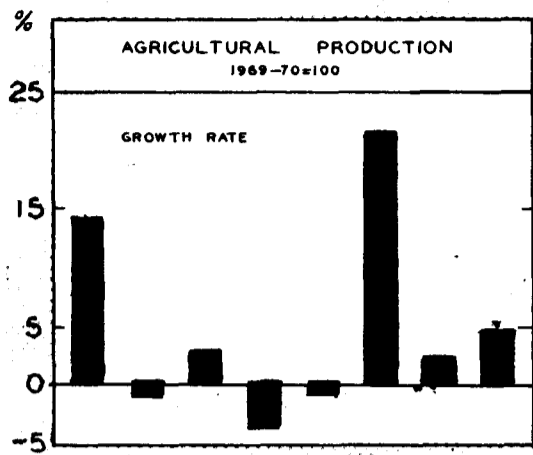
Text printed by the Manager, Govt. of India Press, Ring Road, New Delhi-110064
and Published by the Controller of Publications, Delhi-110054, 1991

CONTENTS		PAGE
CHAPTER 1	THE ECONOMIC SITUATION IN 1990-91	1
CHAPTER 2	AGRICULTURAL PRODUCTION	15
CHAPTER 3	INDUSTRIAL PERFORMANCE AND POLICIES	37
CHAPTER 4	INFRASTRUCTURE	55
CHAPTER 5	HUMAN RESOURCES	69
CHAPTER 6	PRICES, PRICE POLICY AND PUBLIC DISTRIBUTION SYSTEM	81
CHAPTER 7	FISCAL POLICY AND GOVERNMENT BUDGET	99
CHAPTER 8	MONETARY AND CREDIT DEVELOPMENTS	123
CHAPTER 9	THE EXTERNAL SECTOR	151
CHAPTER 10	PROBLEMS AND PROSPECTS	181
	APPENDIX — STATISTICAL TABLES	S1—S99

LIST OF TABLES IN THE TEXT

	Page		Page
1.1 Selected Economic Indicators	1	6.6 Contribution of Seasonal Items in Inflation	84
1.2 Average Annual Rate of Increase in WPI	9	6.7 Price Variation of Selected Items	85
1.3 Growth of Selected Monetary Variables	11	6.8 Seasonal Variation of Prices	87
1.4 Growth in Money Supply & Selected Monetary Variables	11	6.9 Growth Rate of National Income, Money Supply and Prices During the Seventh Plan	87
2.1 Monsoon Rainfall (June-September)	15	6.10 Movement of CPI in Major Groups	88
2.2 Performance of Monsoon	16	6.11 Cumulative Increase in Prices (Point-to-Point)	89
2.3 Regional Rainfall Indices	16	6.12 Variations in Wholesale Price Index Numbers of Selected Items	90
2.4 Agricultural Production	17	6.13 Minimum Support and Procurement Prices of Agricultural Commodities	92
2.5 Targets and Achievements of Agricultural Production during Seventh Plan	18	6.14 Procurement, Public Distribution and Stocks of Foodgrains	94
2.6 Annual Average Growth Rates	19	6.15 Monthly Pattern of Off-take of Major Items by the Public Distribution System	97
2.7 Production of Oilseeds	22	7.1 Budget Deficit, Monetised Deficit and Gross Fiscal Deficit as Percentage of GDP at Current Market Prices	100
2.8 Development of Irrigation Potential and its Utilisation	28	7.2 Budgetary Transactions of the Central and State Governments and Union Territories (Including Extra-Budgetary Resources of Public Sector Undertakings for Financing their Plans)	101
2.9 Area Under High Yielding Varieties of Seeds	29	7.3 Centre's Revenue Receipt and Revenue Expenditure (As per cent of GDP)	102
2.10 Distribution of Certified/Quality Seeds	30	7.4 Additional Resource Mobilisation through Central and Railway Budgets for 1990-91	106
2.11 Consumption of Chemical Fertilisers	30	7.5 Important Fiscal Parameters and Assistance for State and UT Plans, Seventh Plan Projections: A Comparison with Actuals	108
2.12 Fertilisers: Production, Import and Subsidies	31	7.6 Economic Classification of Total Expenditure in Central Budget	109
2.13 Disbursements of Agricultural Credit	32	7.7 Capital Formation by the Central Government and its Financing	110
2.14 Progress of Crop Insurance Scheme	33	7.8 Outstanding Liabilities of the Central Government and Payments of Interest	111
3.1 Annual Growth Rates in Major Sectors of Industry	37	7.9 Annual Plan Outlay: Centre, States and Union Territories	113
3.2 Trends in the Performance of Manufacturing Sector	38	7.10 Centre's collection from Major Taxes During the Period, 1990-91	114
3.3 Average Annual Growth Rate of Industrial Production Sectoral Growth Rates	39	7.11 Profile of Centre's Public Enterprises	120
3.4 Monthly Indices of Industrial Production	40	7.12 Financial Results of Departmental Commercial Undertakings of States & UTs	121
3.5 Use-based Group Indices of Industrial Production	41	8.1 Average Annual Rate of Growth in Monetary Aggregates	124
3.6 Growth Rates of Selected 155 Industries (Use based groupwise)	41	8.2 Sources of Change in Money Stock	126
3.7 Selected indicators on Industrial Approvals and Sanctions	42	8.3 Scheduled Commercial Banks--Variations in selected Indicators	127
3.8 Performance of Steel Sector	45	8.4 Sources of change in Reserve Money	129
3.9 Production Performance of Cement Sector	46	8.5 Sectoral Deployment of Gross Bank Credit	130
3.10 Production Performance of Fertilizer Sector	47	8.6 Structure of Interest Rates: Some Selected Categories	132
3.11 Industrial Sickness	52	8.7 Minimum Margins and Level of Credit Ceilings on Bank Advances Against Commodities Subject to Selective Credit Controls	136
3.12 Viability Position of Sick/Weak Units--End December 1988	52	9.1 Key Indicator's of India's Balance of Payments	152
3.13 Mandays Lost on Account of Strikes and Lockouts	54	9.2 Movements in Foreign Exchange Reserves	153
4.1 Trends in the Performance of Infrastructure Sectors	55	9.3 Direct BOP Impact of the Gulf Crisis	156
4.2 Trends in Coal Sector	56	9.4 Import Trends during Sixth and Seventh Plans	158
4.3 Trends in Power Sector (Utilities only)	57	9.5 Imports by Major Commodity Groups	159
4.4 Organisation-wise P.L.F., Targets and Actual Achievements during the year 1989-90 & 1990-91	58	9.6 Export Performance during Sixth and Seventh Plans	161
4.5 Power Generation Capacity : Target/Achievements	58	9.7 Exports by Major Commodity Groups	162
4.6 Trends in Petroleum Sector	60	9.8 External Assistance	165
4.7 Consumption of Petroleum Products	61	9.9 External Commercial Borrowings	166
4.8 Performance of Railway Sector	63	9.10 Outstanding Balances under Non-Resident Accounts	168
4.9 Trends in Traffic at Major Ports	64	9.11 Rates of Interest on Term Deposits under NRER and FCNR Accounts	168
4.10 Performance of Telecommunication Sector	67		
5.1 Estimates of Incidence of Poverty	69		
5.2 Non-formal Education: Achievements	70		
5.3 Operation Blackboard: Achievements	70		
5.4 Vocationalisation of Education: Achievements	71		
5.5 Percentage of Population With Drinking Water and Sanitation Facilities	79		
6.1 Movement in Price Indices	82		
6.2 Average Change in W.P.I. of Major Groups During 1982-91	82		
6.3 Movement in WPI of Administered Items	83		
6.4 Annual Inflation Rate	83		
6.5 Seasonal Pattern of Price Variation	84		

SELECTED ECONOMIC INDICATORS



♦ ESTIMATED
◆ TILL FEB. '91