

DIRECTION OF INDIA'S TRADE

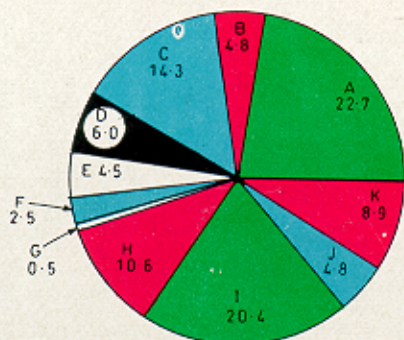
(PER CENT)

A - U.S.A.
 B - GERMANY
 C - OTHER E.U.
 D - U.K.
 E - JAPAN
 F - RUSSIA

G - OTHER EAST EUROPE
 H - OPEC
 I - ASIA
 J - OTHER L.D.Cs
 K - OTHERS

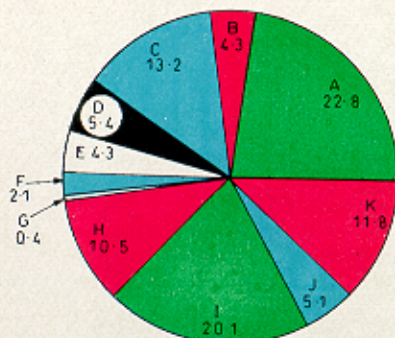
DESTINATION OF EXPORTS

*1999-2000



US \$ 37599 MILLION

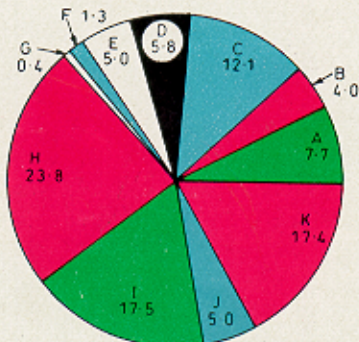
*2000-2001 (APR-OCT)



US \$ 25057 MILLION

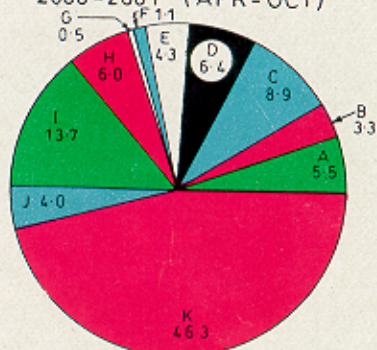
SOURCES OF IMPORTS

*1999-2000



US \$ 47212 MILLION

*2000-2001 (APR-OCT)



US \$ 29760 MILLION

* PROVISIONAL