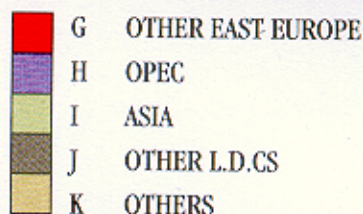



FIG. 6.2

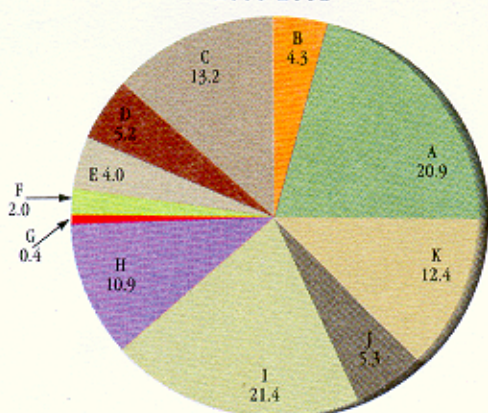
Direction of India's Trade

(PER CENT)



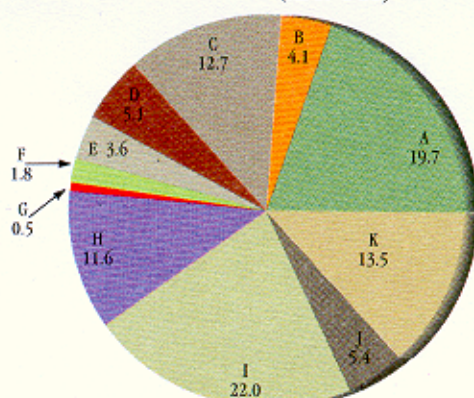
Destination of Exports

2000-2001



US \$ 44560 MILLION

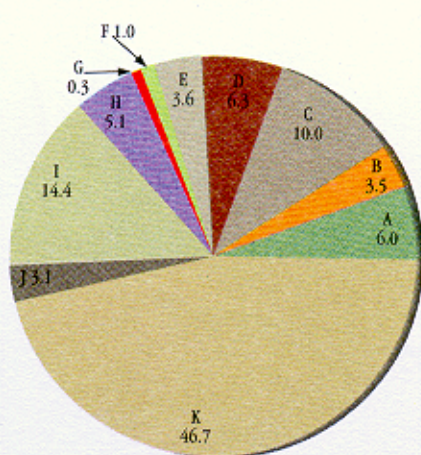
2001-2002 (APR-OCT)*



US \$ 24508 MILLION

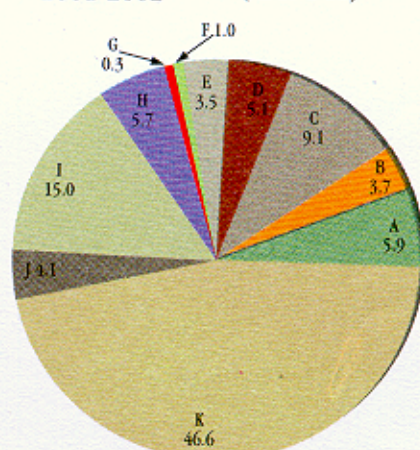
Sources of Imports

2000-2001



US \$ 50536 MILLION

2001-2002 (APR-OCT)*



US \$ 30061 MILLION

*PROVISIONAL